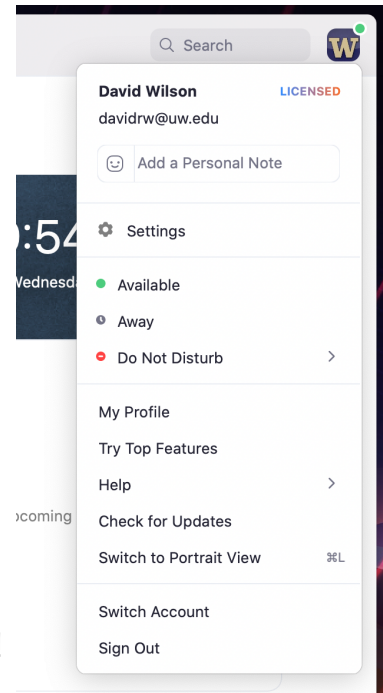



# New Zoom Client

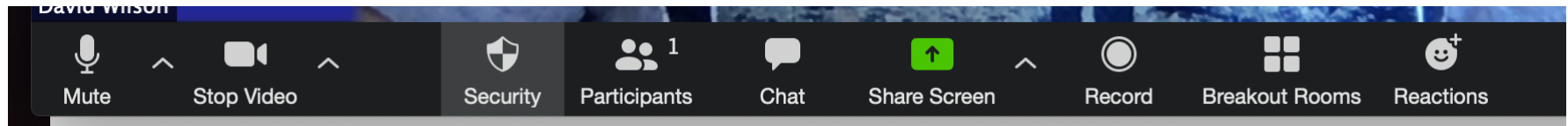
Adds a new “Security” button...

# Update your copy

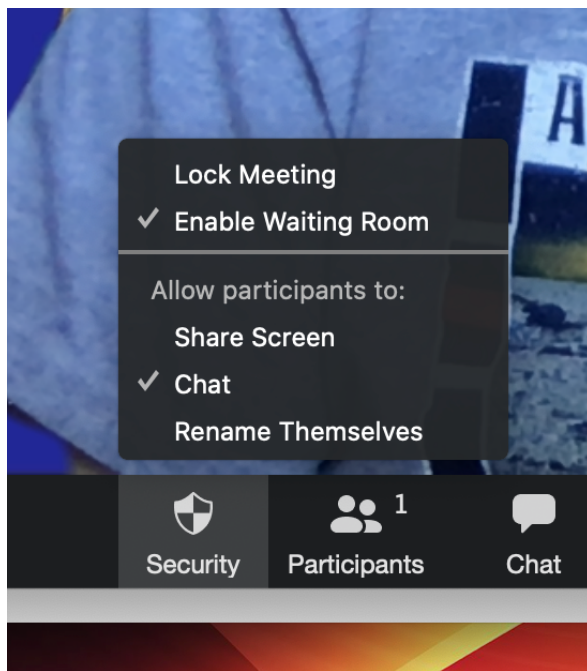


The UPDATE will show up the next time you open Zoom as well!

New "Security" Icon...



# Settings that are controlled by “Security”



Hint!

Anything with a checkmark in front of it is already set in your meeting.

Once you “Lock” a meeting, anyone that joins late will NOT be announced and will NOT be able to rejoin in the event that they were ‘punted’ out by a broken connection.

This also gives you a quick way to re-enable ‘Chat’

In most settings you will NOT want to use “Share Screen” as it will be enabled for ALL participants! Make anyone that NEEDS to share a Co-Host instead.

Same with allowing Participants to “Rename Themselves”. If they are logging in with the UW NetID, it should pick up their UW NetID name...